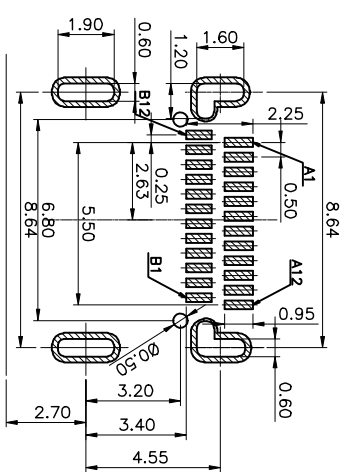
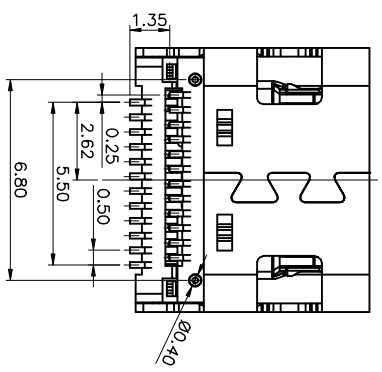
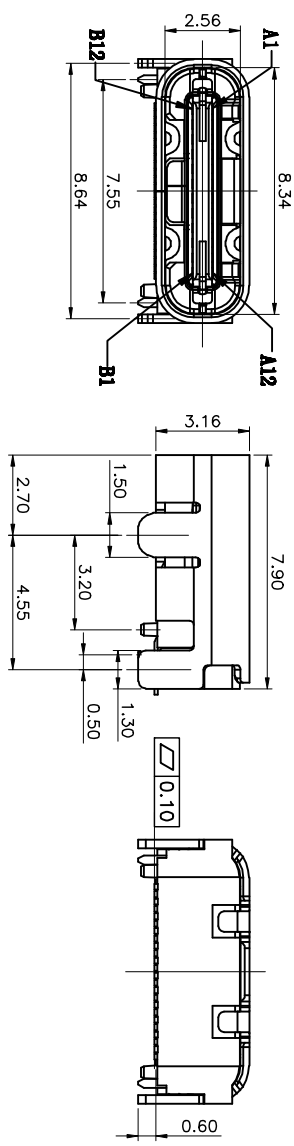
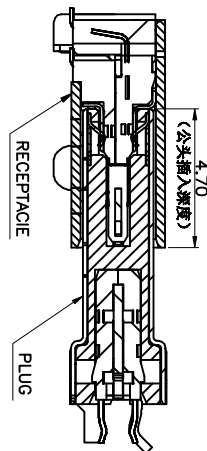
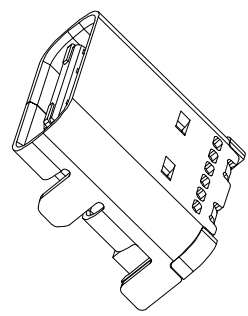
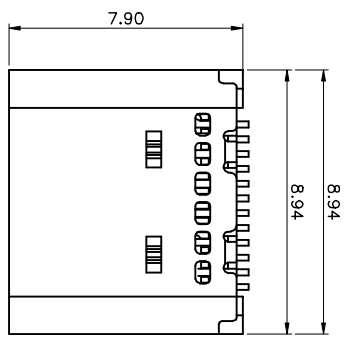


客户图



RECOMMENDED P.C.B. LAYOUT
TOLERANCE UNSPECIFIED ±0.05mm

REV	LTR	DESCRIPTION	DATE	APPROVED
A0		依新料号编码原则发行图面	20140718	bliang

- 备注:
1. 材质:
 - 1.1 胶芯: LCP+30%G.F UL94V-0
 - 1.2 端子: COPPER ALLOY;
 - 1.3 外壳: SUS304, T=0.30mm; 表面镀镍 100μ"
 - 1.4 护板: 不锈钢, T=0.15mm;
 2. 主要特性:
 - 2.1 额定电流: 3A MIN FOR VBUS, 0.25A MIN FOR OTHER.
 - 2.2 接触阻抗: 40mΩ MAX
 - 2.3 绝缘阻抗: 100MΩ MIN 250V DC
 - 2.4 耐压测试: 100V AC
 - 2.5 沾锡性: 温度 250±5℃, 时间 5±0.5s
 - 2.6 整体插入力: 2.00kgf MAX
 - 2.7 整体拔出力: 0.80kgf MIN
 - 2.8 使用寿命: 100000次

USCX-24FX-XXMX-04

1-G.P
2-REAR
3-FRONT
4-TH/2MM

B- 绝缘层 10"
D- 绝缘层 150"
F- 绝缘层 150"
H- 绝缘层 150"
K- 绝缘

1- 绝缘层
2- 绝缘层
3- 绝缘层
4- 绝缘层
5- 绝缘层
6- 绝缘层
7- 绝缘层
8- 绝缘层
9- 绝缘层
10- 绝缘层
11- 绝缘层
12- 绝缘层

PIN	SIGNAL NAME	PIN	SIGNAL NAME
A1	GNL	B12	GNL
A2	SSTX1	B11	SSRX1
A3	SSTX1	B10	SSRX1
A4	VBUS	B9	VBUS
A5	CC1	B8	SBU2
A6	DP1	B7	DN2
A7	DN1	B6	DP2
A8	SBU1	B5	CC2
A9	VBUS	B4	VBUS
A10	SSRX2	B3	SSTX2
A11	SSRX2	B2	SSTX2
A12	GNL	B1	GNL

TOLERANCES
.I ±0.30
.IX ±0.20
.XXX ±0.10
ANGLES ±3.00°

APPR. :
CHECK :
DRAWN :

TITLE: USB 3.1 C SMT 板上双接触器
PART NO.:

DRAWING NO.:	011-129
REV.:	A/0
SIZE:	A4
UNIT:	M M
SCALE:	1:1
SHEET:	1/1